

JANUARY/  
FEBRUARY  
2010

MONTHLY  
JOURNAL OF  
UPDATES AND  
INFORMATION

Florida Cancer Data System

# Monthly Memo



## FCDS is Reorganizing 2010: What Else Can Change?

### What's New:

The following information is currently available on the FCDS website.

- FCDS Field Coordinator List (updated March 1, 2010)
- Hispanic Monograph 2010: Cancer in Florida Hispanics: 1989-2006
- NAACCR Webinar: Collecting Cancer Data: Kidney on **3/4/2010** is being held at 6 Florida facilities and requires registration
- FCDS Register Vol. 46

Effective February 1st, FCDS underwent an operational reorganization. This was accomplished in a threefold manner. The Data Acquisition and Quality Control/Education units will be separated into two divisions. They will continue to work together as one unit, however each division will have its' own manager responsible for the efficient operations of each division and ensure that they work well together. The third part of this process is the formation of a new division at FCDS. This division will be responsible for monitoring cancer abstracting national reporting standards and for heading our enhanced patient and tumor consolidation system. The reorganization will be accomplished as follows:

1. Mr. Michael Thiry has been promoted to the Manager of Data Acquisition. Mr. Thiry and the Data Acquisition staff (Anne Auguste, Betty Hallo, Alfonso Rodriguez and Carlos Alvarez) will work with reporting facilities to maintain their high standards of data completeness, timeliness and quality. In addition, using his expertise, he will lead an effort to streamline our current operations with the hopes of adding new reporting sources to increase the value of our data at the national and state level as well as to researchers using our data. Mr. Thiry can be reached at 305-243-2639 or e-mailed at [mthiry@med.miami.edu](mailto:mthiry@med.miami.edu).
2. Dr. Jill MacKinnon will be acting as the interim Manager of Quality Control and Education. FCDS has initiated a national search looking for a permanent manager for this division. Dr. MacKinnon and the QC staff (Meg Herna, Mayra Alvarez, Sarah Manson and Melissa Williams) will provide the leadership in order to enhance quality control and to convert lessons learned in the QC area to be translated into education and training. Additionally, the training initiatives associated with the new data acquisition standards will be enormous. With all the changes in national reporting requirements for 2010 and in the foreseeable future, it is important that we operate efficiently, plan for future quality control requirements and increase and improve our educational opportunities. Dr. MacKinnon can be reached at 305-243-3426 or e-mailed at [jill\\_mackinnon@miami.edu](mailto:jill_mackinnon@miami.edu). We will keep you posted as to when this position is filled.



(Continued on page 2)

(Continued from page 1)

3. Ms. Megsys Herna has been promoted to lead our new division responsible for the monitoring of national reporting standards and developing operational methods for our enhanced patient and tumor consolidation systems. This division will initially be part of the Quality Control and Education division. This division will be responsible for monitoring national standards from organizations including NAACCR, COC, AJCC and SEER. Based on these findings, recommendations will be presented which will lead to the incorporation of these changes into registry and reporting operations. In addition, this division will be responsible for monitoring the quality of our enhanced patient and tumor consolidation. This division will review each consolidated case to make sure that data is consistent and passes all national edits. Ms. Herna can be reached at 305-243-2625 or e-mailed at [mherna@med.miami.edu](mailto:mhern@med.miami.edu).

In addition to the divisional reorganization, FCDS has redistributed caseload among our field coordinators. This will not impact all reporting facilities. We encourage you to review the following PDF to verify which field coordinator your facility has been assigned to, [http://fcds.med.miami.edu/downloads/FCDS Field Coordinator list.pdf](http://fcds.med.miami.edu/downloads/FCDS_Field_Coordinator_list.pdf).

Field Coordinator	Telephone	E-Mail Address
Carlos Alvarez	305-243-2638	<a href="mailto:calvarez2@med.miami.edu">calvarez2@med.miami.edu</a>
Anne Auguste	305-243-2633	<a href="mailto:aauguste@med.miami.edu">aauguste@med.miami.edu</a>
Beatriz Hallo	305-243-2627	<a href="mailto:bhallo@med.miami.edu">bhallo@med.miami.edu</a>
Alfonso Rodriguez	305-243-3179	<a href="mailto:ARodriguez@med.miami.edu">ARodriguez@med.miami.edu</a>

If you have any questions regarding your facility, please contact your assigned Field Coordinator.

We look forward to continuing to work with each of you and are very excited about the reorganization. With the constant change in reporting requirements, this will make FCDS even more efficient and responsive to your cancer abstract reporting needs. Thank you for all your hard work and together we will get through all these changes.

## Overview of FCDS Reporting Requirements for 2010

(Preliminary as of March, 1, 2010)



The Florida Cancer Data System is *in the process of finalizing* the Florida reporting requirements for all cases submitted on or after July 1<sup>st</sup>, 2010. Once completed, we will publish an implementation guide with all of these requirements. A blast e-mail will be sent when the guide is available. In the meantime, here is a summary of changes based on the information that is currently available.

- Date formats will change from MMDDCCYY to CCYYMMDD when the date is known. The codes 00000000, 88888888, and 99999999 are no longer valid and will be represented as eight (8) spaces.
- The format when the month and year are known and the day is unknown will be CCYYMM with two spaces representing the unknown day (e.g. 201001\_\_).
- When the year is known and valid with the month and day unknown it will be coded as CCYY with four spaces representing the unknown month and day (e.g. 2010\_\_\_\_\_).
- There will be 10 date flag fields relating to the specific date fields collected by the FCDS. These flags are used as a reason code as to why a date consists of eight spaces. Partial valid dates will not require a flag.
- All submissions must be in the NAACCR Version 12 format. These standards can be located at [http://www.naacr.org/index.asp?Col\\_SectionKey=7&Col\\_ContentID=133](http://www.naacr.org/index.asp?Col_SectionKey=7&Col_ContentID=133). An updated FCDS data acquisition manual reflecting the Version 12 requirements will be made available once it is completed.
- Race 1-5 have additional race codes for each. Some have changed so be sure to use your manual when coding this data item. Code 09 was retired and codes 15, 16 and 17 were added.
- Laterality has an additional code of 5 for a paired site, midline tumor.
- Diagnostic confirmation field has added code 3 - Positive histology PLUS – positive immunophenotyping AND/OR positive genetic studies (Used only for hematopoietic and lymphoid neoplasms 95903-99923)
- Text fields have been expanded to allow for additional text. Please keep your text concise and meet the text standards defined by FCDS.
- Patient name and address fields have been expanded.
- The CS Extension field has expanded from a two digit to a three digit field.
- The CS Lymph Nodes field has expanded from a two digit to a three digit field.
- The new CS Lymph Vascular Invasion field will be required for specific schemas.
- There will be additional SSF data items collected. We are planning to collect all Site Specific Factors necessary to derive 6<sup>th</sup>/7<sup>th</sup> edition TNM, Stage Group, SS1977 and SS2000. We will also require SSF25 (schema discriminator) for applicable sites. The site specific factors required will be schema dependent.
- SSF1, SSF2, SSF8-SSF14 will be required for the breast schema.
- Class of case has gone from a one digit to two digit field. Codes are divided into analytic (00, 10-14, 20-22) and non-analytic groups (30-38, 40-43, 49 and 99).

(Continued on page 4)

*(Continued from page 3)*

## Hematopoietic and Lymphoid Neoplasm Rules

The Hematopoietic and Lymphoid Neoplasm Rules have changed effective 1/2010. Implementation of these rules will require new histology terms, ICD-O codes and four newly reportable diseases where the behavior was changed from /1 to /3. Changes with these rules also include transformations collected as a new primary. There will be a Hematopoietic Database, which replaces the February 2001 Single Versus Subsequent Primaries of Lymphatic and Hematopoietic Disease. Information can be found on these rules at <http://seer.cancer.gov/tools/heme/index.html>.

## Web Sites to Monitor on 2010 Changes

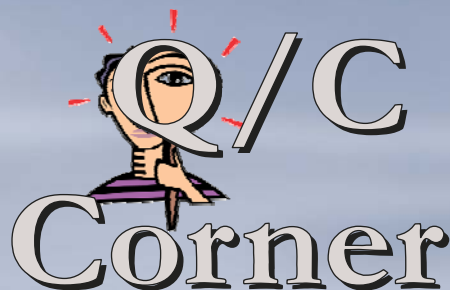
FCDS – <http://fcds.med.miami.edu>

NAACCR – <http://www.naaccr.org>

AJCC Collaborative Stage – <http://cancerstaging.org/cstage/index.html>

COC - <http://www.facs.org/cancer/coc/fordsmanual.html> (Last Update released 2/23/2010)

SEER - <http://seer.cancer.gov/registrars/>



SEER I&R

**QUESTION:**

<http://seer.cancer.gov/seerinqury/>

Are benign meningiomas always coded to the meninges? In the Data Collection of Primary Central Nervous System Tumors manual, there is a question related to meningiomas on page 101 on what is the site code. The answer says the site is assigned to cerebral meninges because meningiomas are tumors of the meninges covering the brain, not of the temporal lobe.

The reference was ICD-O, pages 32 Rule H: "Use the topography coded provided when a topographic site is not stated in the diagnosis. This topography code should be disregarded if the tumor is known to arise at another site." We get edits from our state registry when do not use one of meninges codes (C70).

**ANSWER:**

The only time a meningioma is not coded to the meninges is in rare circumstance when meningeal tissue is present somewhere else.


(I & R Team)

## Clicks @ FCDS

The FCDS webinar, **FCDS Policy on Edit Over-Rides (*forces*)** is now available on the FCDS website.

Click link below.

[http://fcds.med.miami.edu/downloads/Teleconferences/  
EditOverrideProcessPolicyUpdate/EditOverrideProcessPolicyUpdate.wmv](http://fcds.med.miami.edu/downloads/Teleconferences/EditOverrideProcessPolicyUpdate/EditOverrideProcessPolicyUpdate.wmv)



## FCDS Policy on Edit Over-Rides (forces)



The teleconference and description of the new FCDS Policy on Edit Over-Rides (forces) can be found at the following links:

### FCDS Telconferences:

<http://fcds.med.miami.edu/inc/downloads.shtml#tele>

### New policy description:

<http://fcds.med.miami.edu/downloads/New%20FCDS%20Policy%20on%20Edit%20Over-rides%20 forces .pdf>

### List of edits that require edit over-ride (force):

<http://fcds.med.miami.edu/downloads/dam2009/FCDS%20edits%20that%20require%20an%20edit%20over.pdf>

If you have any questions about the new policy, please contact your FCDS Field Coordinator at 305-243-4600.



2010 FORDS UPDATED CHANGES included to March 1, 2010.

Please visit the Commission on Cancer website to view the updated Facility Oncology Data Standards (FORDS) Revisions for 2010:

[http://www.facs.org/cancer/coc/fords/FORDS\\_for\\_2010c\\_03012010.pdf](http://www.facs.org/cancer/coc/fords/FORDS_for_2010c_03012010.pdf)

Includes all updates since 2002 distribution.



# NAACCR 2009-2010 Webinar Series



The Florida Cancer Data System is happy to announce that for another year we will be presenting the NAACCR 2009-2010 Webinar Series at six locations throughout Florida:

- Boca Raton Community Hospital (Boca Raton, FL)
- Moffitt Cancer Center (Tampa, FL)
- M.D. Anderson Cancer Center Orlando (Orlando, FL)
- Shands University of Florida (Gainesville, FL)
- Gulf Coast Medical Center (Panama City, FL)
- Baptist Regional Cancer Center (Jacksonville, FL)

Special thanks to the hosting facilities for their participation and support. For a complete description of the webinars, click here <http://www.regonline.com/builder/site/tab1.aspx?EventID=679618&printable=1>

03/04/2010 Collecting Cancer Data: Kidney

04/01/2010 Collecting Cancer Data: Skin Malignancies

05/06/2010 Using Geographic Information Systems (GIS) for Mapping and Spatial Analysis


06/03/2010 Collecting Cancer Data: Esophagus and Stomach

07/01/2010 Using CINA Data in Cancer Surveillance Activities

08/05/2010 Collecting Cancer Data: Lip and Oral Cavity

09/02/2010 Coding Pitfalls

Please go to the FCDS website to register online for your location of choice. Registration link is: [https://fcds.med.miami.edu/scripts/naaccr\\_webinar.pl](https://fcds.med.miami.edu/scripts/naaccr_webinar.pl). A separate registration will be required for each webinar. The number of participants allowed to be registered for each webinar will be dependent on space availability. For more information, please contact Melissa Williams at 305-243-2641 or [melissa\\_williams@miami.edu](mailto:melissa_williams@miami.edu).



President's Day



# ***Congratulations! To Florida's Newest Certified Tumor Registrars***

***Jennie Beebe  
Erica Bryant  
Anna Coratello  
Judith Futerfas  
Penny May  
Carolyn F. McKinnie  
Jennifer Sanky  
Ana Marie Watson  
Patricia G. Weston  
Vickie L. Wickman***



**PROJECT DIRECTOR:**  
Jill A. Mackinnon, PhD, CTR

**ADMINISTRATIVE  
DIRECTOR:**  
Gary M. Levin, BA, CTR

**EDITORIAL STAFF:**  
Melissa K. Williams

**CONTRIBUTORS:**  
Mayra Alvarez-Espino, RHIT, CTR  
Megsys C. Herna, BA, CTR



## **Florida Cancer Data System Cancer Reporting Completeness Report**

### **TOTAL NUMBER OF CASES IN THE FCDS MASTERFILE AS OF FEBRUARY 11, 2010**

Total number of *New Cases* added to the FCDS Master file in January 2010: 7,804

*The figures shown below reflect initial patient encounters (admissions) for cancer by year.*

ADMISSION YEAR	HOSPITAL	RADIATION	AMBI/SURG	PHYSICIAN OFFICE	DERM PATH	DCO	TOTAL CASES	NEW CASES
2009	71,067	1,374	1	602	1	Pending	73,045	7,452
2008	166,008	3,947	33	2,962	3	Pending	172,953	273
2007	167,305	8,419	2,646	4,245	0	2,584	185,199	79

	<u>Actual</u>	<u>Expected</u>
% Complete for:		
2009	44%	58%
2008	100%	100%
2007	100%	100%

*\*Expected % based on 165,000 reported cases/year*