



Florida Cancer Data System

December 2006 Monthly Memo



News & Information



FCDS Upcoming Teleconferences on Multiple Primary and Histology Coding Rules

WHAT'S NEW:

The following information is currently available on the FCDS website.

- FCDS DAM 2006 SUPPLEMENT A HEMATOLOGIC MALIGNANCIES
- SOUTH FLORIDA NBC 6 VIDEO REPORT ON WOMEN AND CANCER (Includes comments from FCDS's Deputy Project Director, Dr. Jill MacKinnon)
- FCDS REGISTER VOL. 33

FCDS will be presenting a series of teleconferences in the upcoming months to address the Multiple Primary and Histology Coding Rules that will become effective with cases diagnosed on or after January 1st, 2007. The first teleconference will be an introduction to the coding rules. The rest of the series will address site-specific coding rules. Please see the complete schedule below, including the dial-in and password information. Please note that the dial in information is the same for all the teleconferences. The teleconferences will be free of charge. A PowerPoint slide presentation along with exercises will be available on the FCDS Website, <http://www.fcds.med.miami.edu>, as an adjunct to each of the teleconference, as well as the instructions to access the system for the Question and Answer session at the end of each presentation. If you have any questions, please feel free to contact Megsys Herna at 305-243-2625 or mhera@med.miami.edu.

DATE	TITLE
Tuesday, December 12, 2006	Introduction to the 2007 Multiple Primary and Histology Coding Rules
Thursday, January 4, 2007	Lung Coding Rules
Tuesday, January 23, 2007	Breast Coding Rules
Tuesday, February 6, 2007	Colon Coding Rules
Tuesday, February 20, 2007	Head & Neck Coding Rules
Tuesday, March 6, 2007	Brain Coding Rules
Tuesday, March 20, 2007	Melanoma Coding Rules
Tuesday, April 3, 2007	Urinary System Coding Rules
Thursday, April 12, 2007	Other Sites Coding Rules
Each teleconference will be presented on the scheduled date from 10:00 am—12:00 pm. One NCRA CE credit will be offered per hour of presentation.	

FCDS MAILING INFORMATION

US Postal Service mail including Express mail, Priority mail and Certified mail should be sent to the following PO Box address:

FCDS/University of Miami
Miller School of Medicine
P. O. Box 016960 (D4-11)
Miami, FL 33101

FCDS STREET ADDRESS SHOULD ONLY BE USED FOR COURIER PACKAGES (Federal Express, UPS, Airborne Express)

FCDS/University of Miami
Miller School of Medicine
1550 NW 10th Ave, Fox Bldg,
Room 410
Miami, FL 33136

DIAL-IN INFORMATION FOR ALL THE TELECONFERENCES:

Dial In Number: 888-296-1938


Participant Code: 471495



News

&

Information



News & Information

NAACCR CTR Exam Readiness Webinar Series presented by FCDS

The Florida Cancer Data System will be presenting the NAACCR CTR Exam Readiness Webinar Series to help prepare candidates for the March 2007 Certification Exam for Cancer Registrars. The first session begins January 23, 2007 at 1pm eastern time. The course includes six 2.5-hour sessions, which will reflect the changes to the 2007 CTR Exam; a 1-hour review session; and a short follow-up post exam session. The webinar series consist of lectures, study material, quizzes and a practice test. For the syllabus, click here <http://www.naacr.org/filesystem/word/NAACCR%20CTR%20Readiness%20Syllabus.doc>.

THE TOPICS COVERED WILL INCLUDE:

- COC Cancer Program Standards 2004
- FORDS
- ICD-O-3
- Collaborative Staging
- AJCC Cancer Staging, 6th Edition
- Case ascertainment, abstracting, and follow-up
- Anatomy, physiology, and histology
- Data analysis and interpretation
- Computer principles

The webinar series will take place at the University Of Miami Miller School Of Medicine campus in Miami, Florida and it will be free of charge. Registration will be limited to the first twenty-five applicants. To register for the series or for more information, please contact Megsys Herna, BA, CTR at 305-243-2625 or mhera@med.miami.edu.

Continued on page 5

New FCDS Edits


Due to the FCDS annual call for data to NAACCR and the new NAACCR edits metafile recently released, FCDS has found the need to implement five new edits. They are as follows:

Edit #	Edit Description
440	If Primary Site = C18.0-C18.9 and CS Extension = 10, then behavior must = 3
441	If Primary Site = C50.0-C50.9 and Reg LN Examined = 00 (No nodes were examined), then CS SSF 3 must = 098 (No axillary nodes examined)
442	If Primary Site = C50.0-C50.9 and behavior = 2, then CS Mets at DX must = 00
443	If Primary Site = C61.9 and Surgery of Primary Site = 10-26, then CS TS/Ext-Eval must = 1
444	If Class of Case equals 3, then the Date of Diagnosis must be less than the Date of First Contact

Please contact your Field Coordinator or Megsys Herna, BA, CTR, Data Acquisition, Quality Control & Education Manager, at 305-243-4600 should you have any questions.



News & Information



News & Information Rx Date - Radiation

The Rx Date- Radiation field will now accept code 88888888 (When radiation therapy is planned as part of the first course of therapy, but had not been started at the time for the most recent follow-up).

Edit 124 has been revised. The new edit description is as follows:

If RX Summ- Radiation = 8, then RX Date- Radiation must = 88888888 or 99999999. If RX Summ- Radiation = 9, then RX Date- Radiation must = 99999999.

Chapter 64D-3

The Florida Department of Health has announced the completion of the rewrite of Chapter 64D-3, Florida Administrative Code, which governs disease reporting. The updated version of Chapter 64D-3 became effective November 20, 2006. Florida's specific rule for cancer case reporting to FCDS is Rule 64D-3.034. The updated version of Chapter 64D-3 is available on the Bureau of Epidemiology website http://www.doh.state.fl.us/disease_ctrl/epi/topics/surv.htm or you may log onto the FCDS website <http://fcds.med.miami.edu/> under Law and Rules for the complete document.

Abstracting Services

FCDS maintains a list of Abstracting Services. It is provided without endorsement or recommendation by FCDS and may not include all available abstracting services. Please contact FCDS for additional information or to get a copy of this list.

Florida's New Cancer Registrars



Judith M. Bass, Longwood, FL
Teresa Braun, Masaryntown, FL
Eva L. Caraway, Jacksonville, FL
Ofelia Fernandez, Miami, FL
Shirlana Gabriel, Ocoee, FL
Pedro Gonzalez, Miami, FL
Lauren C. Jones, Punta Gorda, FL
Stephanie T. Khawly, Miami, FL
Manual F. Marte, Hollywood, FL
Carol A. Muir, Cocoa Beach, FL
Lillian W. Sheldon-Reese, Hollywood, FL
Michael K. Tammany, Margate, FL




By: Sarah J. Manson, BS, RHIT, CTR



Q & A Section

Questions taken
from Seer Inquiry
System



QUESTION 1*:

First course treatment/Chemotherapy: Are the agents used for chemoembolization coded as chemotherapy? Please see discussion.

DISCUSSION:

Example: Chemoembolization was performed with adriamycin and ethiodal mixture.

ANSWER:

Code as chemotherapy only when a chemotherapeutic agent is used, such as adriamycin. Do not automatically code chemoembolization as chemotherapy

REFERENCE:

2004 SEER Manual;pgs 189-191

QUESTION 2*:

CS Extension--Lymphoma: Is an enlarged spleen seen on CT coded as involved for lymphoma cases? Please see discussion.

DISCUSSION:

CT: Retroperitoneal and diffuse inguinal lymphadenopathy, enlarged spleen, bilat pleural effusions. No physician staging.

ANSWER:

Do not code spleen involvement when the only evidence is an enlarged spleen. When imaging is the only diagnostic tool (no biopsy or splenectomy), spleen involvement is based on the presence of nodules and not on enlargement. Splenic enlargement alone (by physical exam or imaging) is insufficient to support involvement of spleen.

REFERENCE:

AJCC Ca Stage Man;pgs 400 (6th ed)



Education and Training



Education and Training

FCDS TELECONFERENCE: DECEMBER 12, 2006

FCDS will hold its first teleconference on the Multiple Primary and Histology rules on December 12, 2006 from 10:00am-12:00pm and it will be an introduction to the coding rules. The teleconferences will be free of charge. A slide presentation will be available on the FCDS Website, <http://www.fcds.med.miami.edu>, as an adjunct to the teleconference.

The dial in information is as follows:

Dial In Number: 888-296-1938

Participant Code: 471495

CTR Exam Readiness Webinar Syllabus

Continued from page 2

1/23/07 (1 pm – 3:30 pm)

Introduction to the exam and format Registry organization and operation

- Standard setters
- Cancer registry management
- Commission on Cancer standards
- Legal and ethical issues
- Central cancer registries

1/30/07 (1 pm – 3:30 pm)

Abstracting, coding, and follow-up

- Anatomy and physiology

2/6/07 (1 pm – 3:30 pm)

Abstracting, coding, and follow-up

- Casefinding
- Abstracting principles and coding

2/13/07 (1 pm – 3:30 pm)

Abstracting, coding, and follow-up

- Abstracting principles and coding

2/20/07 (1 pm – 3:30 pm)

Data analysis and interpretation

2/27/07 (1 pm – 3:30 pm)

Overview; Q & A Timed test

3/1/07 (1 pm – 2 pm)

Review of timed test

3/20/07 (1 pm – 1:30 pm)

Feedback from students

* Times are eastern standard time.

National Comprehensive Cancer Network (NCCN)

NCCN will have their annual meeting coming up in March and deadline for registration is Jan 31.

NCCN 12th Annual Conference: Clinical Practice Guidelines & Quality Cancer Care™

<http://www.nccn.org/professionals/meetings/12thannual/default.asp>

Registration information:

http://www.nccn.org/professionals/meetings/12thannual/pdf/conference_webregistration.pdf



Deadlines & Reminders



Deadlines & Reminders

REMINDER

50% of the 2006 Cancer Admissions are due by December 31, 2006.

RADIATION THERAPY CENTERS CANCER CASE REPORTING FOR 2005

FCDS recently matched the 2005 cancer records identified by the radiation therapy facilities with the FCDS database. The lists of records that did not match with a FCDS case were sent back to the facilities for review. The radiation therapy facilities only receive notification for cases that have never been reported to FCDS.

The list of unmatched cancer records must be reviewed to determine whether or not each of the cases on the listing must be abstracted and submitted to the FCDS. All data submitted to FCDS must be via the encrypted Internet transmission, FCDS IDEA. For further information, visit the FCDS website at <http://fcds.med.miami.edu/>. If the case does not meet the FCDS reporting criteria, the appropriate Disposition Code must be documented on the form and returned to FCDS. If after reviewing all the cases on the *RT Unmatched Cancer Records Request 2005* list, the facility has fewer than 35 reportable cases, only copies of patient records (Face sheet, Summary, History & Physical, Operative Reports, Consultation Reports, Pathology Reports, Radiology Reports, Laboratory Reports and all other pertinent reports, if available) must be mailed to FCDS for each of the cases on the list.

If submitting full cancer abstracts, the deadline is February 28, 2007.

If submitting copies of patient medical records, the deadline is January 31, 2007.

If you have any questions about the process, please call Betty Hallo, CTR, Field Coordinator, at 305-243-2627.

FAPTP AUDIT- 2004 DATA

In an effort to ascertain the completeness and the quality of the pediatric cancer data collected by FCDS, the FCDS database was matched with the data from FAPTP (Florida Association of Pediatric Tumor Program, Inc.) for diagnosis year 2004. Records were linked at the patient and at the tumor level. At the patient level, the records were matched by first name, last name, sex, date of birth, and county of residence. At the tumor level, the primary site, the morphology, and the date of diagnosis were used to determine the common tumors. Copies of abstracts that may have primary site and/or morphology discrepancies were mailed to the hospitals for resolution. The abstracts must be reviewed to confirm the accuracy of the data. Also, listings of possible missed cases were mailed to the hospitals. The hospitals have to provide FCDS with an explanation as to why the case was not reported. Any case found to meet the FCDS Cancer Case Reporting Requirements outlined in Section I of the 2006 FCDS DAM and found not to have been previously reported must be reported to FCDS.





Deadlines & Reminders



Deadlines & Reminders

FCDS 2006 QUALITY ASSURANCE AUDIT- RECONCILIATION PROCESS

All the facilities that were audited this past October will receive a packet containing the Reconciliation Request forms as part of the Quality Assurance Audit Reconciliation Process. The Reconciliation Request forms summarize the comparison of data items coded by the auditor(s) during the re-abstracting portion of the audit to the data originally submitted to FCDS by the audited facility through the regular cancer reporting process. If any discrepancies were found, the field on the report containing the discrepant data item will be preceded with one asterisk (*) indicating the discrepancy. The facilities must review all forms and reply in the following way:

- 1) If the original submission to FCDS was in error, you would write AGREE on the Reconciliation Request form OR
- 2) If you disagree with the auditors, perhaps because your source documents may have been more complete than the ones reviewed by the auditors, write DISAGREE on the Reconciliation Request form and provide a brief explanation indicating the source of any supporting information, such as, pathology reports, Op reports, etc.

CASEFINDING LIST - UPDATED NOVEMBER 2006

The Casefinding List was updated to incorporate the new ICD-9 codes listed below. Please begin using the revised list immediately. The updated Casefinding List is posted on the FCDS web site www.fcds.med.miami.edu under the 2006 Data Acquisition Manual.

238.71 Essential thrombocythemia (M9962/3)

238.72 Refractory anemia (M9980/3), Refractory anemia with ringed sideroblasts (M9982/3), Refractory cytopenia with multilineage dysplasia (M9985/3)

238.74 Myelodysplastic syndrome with 5q deletion (M9986/3)

238.76 Myelofibrosis with myeloid metaplasia (M9961/3)

238.79 Chronic myeloproliferative disease (M9960/3)





Florida Cancer Data System

Cancer Reporting Completeness Report

TOTAL NUMBER OF CASES IN THE FCDS MASTERFILE AS DECEMBER 01, 2006

Total number of New Cases added to the FCDS Master file in November 2006: **10,683**

The figures shown below reflect initial patient encounters (admissions) for cancer by year.

ADMISSION YEAR	HOSPITAL	RADIATION	AMBI/SURG	PHYSICIAN OFFICE	DERM PATH	DCO	TOTAL CASES	NEW CASES
2006	38,509	1,556	193	0	143	Pending	40,400	9,472
2005	152,115	4,264	584	0	853	Pending	157,838	917
2004	152,043	7,966	3,321	514	746	2,767	167,366	294

		Actual	Expected
% Complete for:	2006	27%	41%
	2005	100%	100%
	2004	100%	100%

*Expected % based on 152,000 reported cases/year