

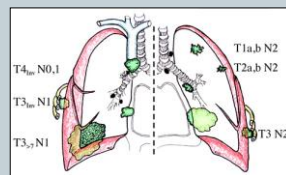
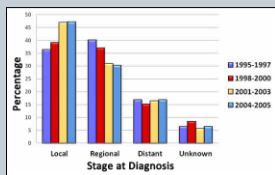


2015-2016 Education & Training Plan FCDS Webcast Series – Anatomic Staging Focus

1

FCDS ANNUAL CONFERENCE
ST PETERSBURG, FLORIDA
7/29/2015


STEVEN PEACE, CTR



Presentation Outline

2

- 2015-2016 FCDS Education & Training Plan
- Education & Training on “Staging of Cancer”
 - AJCC TNM Stage (clinical and pathologic)
 - SEER Summary Stage 2000
 - CS SSFs
- Anatomic Staging Foundation – Focus on Major Sites
- Other Staging and Misc. Education & Training Resources
- Questions



2015-2016 Education & Training Plan

3

- FCDS Annual Meeting
- FCDS Webcast Schedule

- NAACCR Webinar Schedule
- NAACCR Webinar Host Sites
- NAACCR CTR Prep Webinars

- SEER Summary Stage 2000
- AJCC TNM 7th Edition
- CS SSFs

- FCDS On-Line Educational Resources
- FCDS Abstractor Code Testing

- Other Education & Training Resources



FCDS Staff
In-Services for ALL Field
Coordinators and
Quality Control Staff



FCDS Annual Meeting

4

FCDS Florida Cancer Data System
Florida Statewide Cancer Registry

Welcome
We're Glad You Are Here
FCDS Annual Meeting
July 29-30, 2015
Trade Winds Resort and Hotel
St Petersburg, Florida

Logos: Florida Health, Sylvester University of Miami Health System, Miller School of Medicine University of Miami, NPCR National Program of Cancer Registries

2015-2016 FCDS Webcast Schedule

5

Date	Time Schedule 3 rd Thursday	Presentation Title
8/20/2015	1:00pm – 3:00pm	2015 Reporting Requirements: FCDS Annual Meeting Highlights
9/17/2015	1:00pm – 3:00pm	Lung and Pleural Neoplasms: Background, Anatomy, Risk Factors, Signs and Symptoms, MPH Rules, Anatomic Staging (TNM, SS2000, CS SSFs) and TX
10/15/2015	1:00pm – 3:00pm	Brain and CNS Tumors: Background, Anatomy, Risk Factors, Signs and Symptoms, MPH Rules, Anatomic Staging (TNM, SS2000, CS SSFs) and TX
11/19/2015	1:00pm – 3:00pm	Prostate and Bladder Neoplasms: Background, Anatomy, Risk Factors, Signs and Symptoms, MPH Rules, Anatomic Staging (TNM, SS2000, CS SSFs) and TX
December	N/A	No Webcast Scheduled
1/21/2016	1:00pm – 3:00pm	Breast Neoplasms: Background, Anatomy, Risk Factors, Signs and Symptoms, MPH Rules, Anatomic Staging (TNM, SS2000, CS SSFs) and TX
2/18/2016	1:00pm – 3:00pm	Colon (incl. Appendix) and Rectum Neoplasms: Background, Anatomy, Risk Factors, Signs and Symptoms, MPH Rules, Anatomic Staging (TNM, SS2000, CS SSFs) and TX

2015-2016 NAACCR Webinar Schedule

6

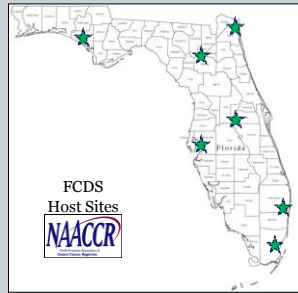
Date	Time	Presentation Title
10/1/2015	9:00am - 12:00pm	Collecting Cancer Data: Unusual Sites and Histologies
11/5/2015	9:00am - 12:00pm	Collecting Cancer Data: Pharynx
12/3/2015	9:00am - 12:00pm	Directly Coded Cancer Stage (AJCC and Summary Stage)
1/7/2016	9:00am - 12:00pm	Collecting Cancer Data: Bone and Soft Tissue
2/4/2016	9:00am - 12:00pm	Collecting Cancer Data: Breast
3/3/2016	9:00am - 12:00pm	Abstracting and Coding Boot Camp: Cancer Case Scenarios
4/7/2016	9:00am - 12:00pm	Collecting Cancer Data: Ovary
5/5/2016	9:00am - 12:00pm	Collecting Cancer Data: Kidney
6/2/2016	9:00am - 12:00pm	Collecting Cancer Data: Prostate
7/7/2016	9:00am - 12:00pm	Patient Outcomes
8/4/2016	9:00am - 12:00pm	Collecting Cancer Data: Bladder
9/1/2016	9:00am - 12:00pm	Coding Pitfalls

NAACCR Webinar Host Sites

7

- 7 FCDS-Hosted Sites
- Geographically Dispersed
- Registration Requested
- Encourage Attendance
- Recordings Available
- 3 CEUs per Webinar
- No Cost to Registrar/Host

Baptist Regional Cancer Center	Jacksonville
Boca Raton Community Hospital	Boca Raton
Gulf Coast Medical Center	Panama City
H. Lee Moffitt Cancer Center	Tampa
UF Health Cancer Center Orlando Health	Orlando
Shands University of Florida	Gainesville
FCDS	Miami



NAACCR Webinar Recordings

8

- Available 24/7 on FCDS Website
- No Registration is Required
- Terms of Use Agreement
- Florida Registrars Only
- Password Protected
- Do Not Distribute
- All Materials
- CEUs



NAACCR Webinar Recordings

Terms of Use Agreement

By making possession of a video recording, in digital format, of a "webinar" session (hereinafter known as the "media file") previously hosted by North American Association of Central Cancer Registries, Inc. ("NAACCR"), the party receiving the media file (hereinafter known as "Purchaser") either by download, transfer, or by means of recordable media, is subject to the terms and conditions set forth in this agreement. These terms and conditions are as follows:

- (1) The media file may only be distributed to employees within, or members of, the Purchaser's organization or its employees within, or members of, entities that are required to submit information to the Purchaser's organization as required by law (for example, hospitals that must submit data to a central registry).
- (2) Under no circumstances may Purchaser charge a fee for the distribution of the media file to any third party including, but not limited to, employees and/or members of Purchaser.
- (3) The distribution of the media file is limited to specific forms only; these forms are as follows:
 - a. Posting to an internal intranet that is accessible only by those described in (1).
 - b. By electronic mail sent only to persons described in (1).
 - c. Posting to a private, username and password protected FTP site, the username(s) and password(s) of which will only be distributed to persons described in (1).
 - d. Posting to a public website on a page that is username and password protected, the username(s) and password(s) of which will only be distributed to persons described in (1).
 - e. Transfer of recordable media (such as floppy disks or suitable/writable CDs or DVDs) to persons described in (1).
- (4) The media file may not be distributed by other means; these include, but are not limited to:
 - a. Posting to an external website with no username and password protection.
 - b. Posting to a public (anonymous) FTP site.
 - c. Distribution on recordable media to persons other than those described in (1).
 - d. Transfer via electronic mail to persons other than those described in (1).

NAACCR CTR Prep Webinars

9

- The NAACCR CTR Exam Preparation & Review Webinar Series offers online instruction with experienced faculty. The course includes eight 2-hour sessions, sample CTR Exam and a follow-up post exam session. All sessions are recorded and available for playback 24/7 via Drop Box.
- Individual Subscription for the Series is \$400 – includes “live” sessions
- FCDS picks up the \$400 fee for any Florida candidate CTR
 - This is NOT a Beginner Abstracting Course
 - Candidate CTRs must be planning to write the CTR Exam
 - Florida candidate CTRs must view recordings as part of agreement
 - This allows you to watch each session whenever time allows
 - All Course Materials including Sample CTR Exam are included
 - Contact and Feedback from Course Instructors is included
 - Next CTR Exam Prep and Review Series begins in mid-August



“Staging of Cancer”

10

- Transition Training AWAY from CS to focus on SS2000 and TNM
- Same Foundation for Anatomic Staging
- Reinforce Biomarker and Prognostic Indicator Tests
- Identify Additional Available Resources – Concept (How To) Training
- Identify Additional Available Resources – Practice Cases
- Tap Into National Training Efforts
- QC of TNM and Summary Stage will begin with 2016 dx/admit
- FCDS Text Requirements – Never More Critical Than Now



Summary Stage – Available Resources

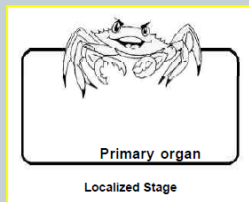
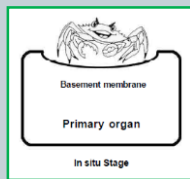
11

- Download the Complete SS2000 Manual from the SEER Website <http://seer.cancer.gov/tools/ssm/SSSM2000-122012.pdf>
- SEER*Training Website – not SEER*Educate – has basics
- SEER*Educate does have 500+ Practice Cases
- FCDS Webcast Series will include SS2000
- SS2016 is in the works
- CDC Training
- Other

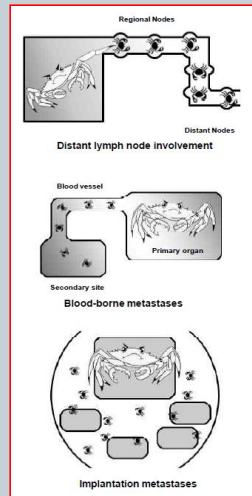
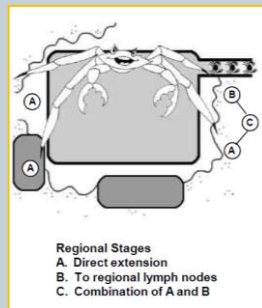


Why Summary Stage

12



Purpose of Staging
Biochemical Tumor Markers
Molecular Tumor Markers
Genetic Mutations/Variations
Risk Stratification

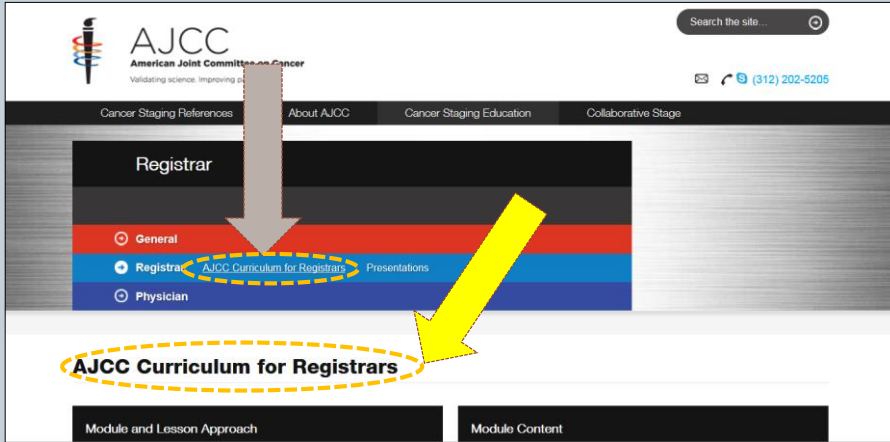


Source: SEER Summary Staging Manual 2000

12

AJCC TNM Self-Instruction Modules I-IV

13



<https://cancerstaging.org/CSE/Registrar/Pages/AJCC-Curriculum.aspx>

AJCC TNM Self-Instruction Modules I-IV

14

Module and Lesson Approach

- Why this format?**
- Adult education principles
 - Self-guided learning
 - Build knowledge instead of everything at once
 - Enables quick identification of specific topics or rules for future reference
- How to use this curriculum**
- 1st through 5th lessons
 - Review content
 - Study principles described in the lessons
 - Be prepared for live webinar
 - 6th lesson
 - Link to additional material
 - Reinforces information taught in this module
 - 7th lesson
 - Live webinar to recap the self-study lessons
 - Quiz given as a live poll to assess learning
 - Quiz questions will be taken from the NCRA-AJCC Education Needs Assessment

Module Content

- Module I Introduction**
- Overview of staging
 - High level explanation of why and how
 - For staff that does not assign stage (many central registry staff, statisticians, researchers)
 - Basic principles of stage
 - Understand terminology used
 - Only lesson they will need
 - For staff assigning stage
 - Foundation of why AJCC staging is different from CS and summary stage
 - How it is used
- Module II Beginning**
- Learn essential underlying rules
- Module III Intermediate**
- Move on to the nuances and exceptions for complex cases
- Module IV Advanced**
- Move on to the nuances and exceptions for complex cases

AJCC TNM Self-Instruction Modules I-IV

15

Pre and Post Education Quiz
Please complete the pre-education quiz contained in the registration form in order to measure the effectiveness of this curriculum. There will be a live quiz during the webinar which will be answered through your keyboard. A post-education quiz will be emailed a few weeks after the webinar.

All quiz results will be kept confidential and only used in aggregate or as de-identified data.

Module 1. Introduction

The introduction will provide an overview of staging. This will be the background materials to explain why staging is performed and how it is used. It will provide a broad discussion of the elements of staging including the classification, the T, N, and M categories, and the stage groups. There will be a brief discussion of the differences in terminology between a manual for physicians and patient care, and the manuals written for cancer registrars and the surveillance community.

Lesson 1. Why staging is necessary and how staging is used

Understand the development of staging as a common language for cancer. The reasons for assigning stage and the role in patient care and research is described. Understand the many uses of stage, including patient care, guidelines, and research.

Lesson 2. Purpose of classifications and their use

Why there are different classifications instead of just one stage, and how they are used.

Lesson 3. T, N, M Categories used to describe the cancer involvement

How the cancer is described using each of the T, N, and M categories.

Lesson 4. Stage Groups put together cases with similar prognosis

Why stage groups are used and what is the meaning of the groups.

Lesson 5. Terminology – difference between physician and registrar

Registrars attribute specific meaning to words from their ambiguous terminology lists which do not apply to the AJCC Cancer Staging Manual. Registrars are also used to parsing words in registry manuals in a manner not used by physicians or in the AJCC Cancer Staging Manual.

Lesson 6. Link to AJCC Staging Curriculum "What is Cancer Staging"

PowerPoint presentation designated for cancer patients and the public. This will reinforce the information taught in this module.

<https://cancerstaging.org/CSE/Registrar/Pages/AJCC-Curriculum.aspx>

AJCC TNM Self-Instruction Modules I-IV

16

The screenshot shows the AJCC website interface. At the top left is the AJCC logo with the tagline "Validating science. Improving patient care." Below the logo are navigation links: "Cancer Staging References", "About AJCC", "Cancer Staging Education", and "Collaborative Stage". A search bar is located at the top right. A red arrow points to the "Registrar" menu item in the navigation bar. Below the navigation bar, a menu is displayed with four items: "General", "Registrar", "AJCC Curriculum", and "Presentations". The "Presentations" item is circled in yellow. A yellow arrow points from the "Presentations" item in the menu to a larger "Presentations" text below it, which is also circled in yellow. Below this text is the sub-heading "Self-Study or Group Lecture". At the bottom of the page, there is a small paragraph of text: "AJCC has developed cancer staging education for cancer registrars and the surveillance community through the support of the CDC. This education will assist".

<https://cancerstaging.org/CSE/Registrar/Pages/AJCC-Curriculum.aspx>

AJCC TNM Self-Instruction Modules I-IV

	<p>Registrar's Guide to Chapter 1, AJCC Seventh Edition</p> <p>Guide to understanding the rules in AJCC including: general rules for T, N, and M, clinical and pathologic stage classifications, rules for stage grouping, additional guidelines, and staging forms.</p>	<p>Presentation Link</p>	<p>Handout Link</p>
	<p>Explaining Blanks and X, Ambiguous Terminology and Support for AJCC Staging</p> <p>Explanations and guidance to the registrar on key topics including: Blank vs. X in registry data fields, ambiguous terminology, stage classification to use based on treatment provided, and guidelines from other sources.</p>	<p>Presentation Link</p>	<p>Handout Link</p>

<https://cancerstaging.org/CSE/Registrar/Pages/AJCC-Curriculum.aspx>

AJCC TNM Stage – Other Available Resources

Free TNM 7th Edition Webinar Series Recordings and Other Resources
 Available on AJCC Cancer Staging Website (<http://cancerstaging.org>)

Date	Duration	Title	Description
August 21, 2009	60 min	Debunking Urban Legends in Staging	This presentation is intended to provide physicians and cancer registrars with highlights of the AJCC staging rules, especially the changes that have taken place in the 7th Edition, which become effective with cases diagnosed January 1, 2010.
January 6, 2010	60 min	AJCC Seventh Edition Staging Series: Shaping the Future: An Overview Presentation on the 7th Edition AJCC Cancer Staging Manual	The purpose of this presentation is to highlight the major changes in the 7th edition and review the new and emerging prognostic factors related to cancer staging.
February 1, 2010	60 min	AJCC Seventh Edition Staging Series: Introducing the Next Generation of Prostate Cancer Staging - Working with The AJCC Cancer Staging Manual, 7th Ed	The 7th Edition Cancer Staging Manual introduces an important change in cancer staging for the prostate, incorporating the preferred use of the Gleason Score as a prognostic factor in the Anatomic Stage-Prognostic Groups.
February 24, 2010	60 min	AJCC Seventh Edition Staging Series: The Staging of Colorectal Cancer: What's New in the Seventh Edition of The AJCC Cancer Staging Manual	The purpose of this presentation is to review the major changes in the 7th edition for colorectal cancer staging and to highlight new and emerging prognostic factors related to colorectal cancer staging.
March 5, 2010	60 min	AJCC Seventh Edition Staging Series: Implementation of The AJCC Cancer Staging Manual, Seventh Edition Revised Staging System for Breast Cancer	This presentation seeks to review the major changes in the seventh edition of The AJCC Cancer Staging Manual for breast cancer staging and to highlight new and emerging prognostic factors related to breast cancer.
March 15, 2010	60 min	AJCC Seventh Edition Staging Series: Staging Head and Neck Cancers - Transitioning to the Seventh Edition of The AJCC Cancer Staging Manual	This presentation summarizes the criteria used in the new staging schema for head and neck tumors, and outlines the rationale behind the changes.
March 29, 2010	60 min	AJCC Seventh Edition Staging Series: The New Staging System for Lung Cancer - A Clear View of Prognosis	The purpose of this presentation is to review the major changes in the 7th Edition for Lung Cancer Staging and to highlight new and emerging prognostic factors related to lung cancer staging.
April 13, 2010	60 min	AJCC Seventh Edition Staging Series: The AJCC Cancer Staging Manual, 7th Ed Staging for Esophagus and Stomach: A Simplified Road Map for Tumor Location	The purpose of this presentation is to review the major changes in the Seventh Edition for Esophagus and Stomach Cancer Staging and to highlight new and emerging prognostic factors related to the staging.
August 18, 2010	60 min	AJCC and FIGO: Unified Staging of Gynecologic Disease Sites	The purpose of this presentation is to highlight the major changes for all of the Gynecological Sites.
September 16, 2010	60 min	What's New in GI Staging: Gastrointestinal Stromal Tumors, Neuroendocrine Tumors of the GI Tract, and Endocrine Tumors of the Pancreas	The purpose of this presentation is to highlight the major changes for Neuroendocrine, Gastrointestinal Stromal and Endocrine Pancreatic Tumors.
November 3, 2010	60 min	TNM Staging for Kidney and Adrenal Gland	The purpose of this presentation is to highlight the major changes for Kidney and Adrenal Gland including Ipsilateral adrenal involvement reclassification and the simplification of nodal involvement.
November 10, 2010	60 min	New Classifications of Appendiceal Tumors and Understanding the Connection Between Appendix and Ovary: A Pathologist's View	The purpose of this presentation is to highlight the major changes for Appendix and Ovary and demonstrate the important connection the sites share.
December 15, 2010	60 min	Melanoma and Merkel Cell Carcinoma Staging	The purpose of this presentation is to highlight the major changes for Melanoma and Merkel Cell Carcinoma.
May 8, 2012	40 min	AJCC and UICC: Tumor Deposits in Colorectal Cancer	The purpose of this presentation is to highlight the criteria and provide guidance on the new N1c category. The presentation answers frequently asked questions on tumor deposits with a united voice from the AJCC and UICC.

AJCC TNM Stage - Available Resources

19

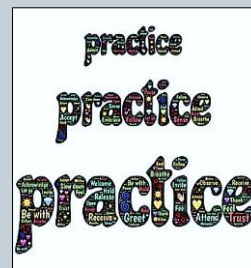
Articles and Manuscripts on AJCC TNM Staging System

Cutaneous Melanoma: A Model to Study Cancer Metastasis. Leong SPL, et al. Journal of Surgical Oncology, 103:538-549, 2011.
The prognostic significance of mitotic rate in localized primary cutaneous melanoma: An analysis of patients in the multi-institutional AJCC melanoma staging database. Thompson JF, et al. Journal of Clinical Oncology, Jun 1;29(16):2199-205, 2011
Factors predictive of the status of sentinel and non-sentinel lymph nodes in melanoma from a large, multi-center database. White RL, et al, Annals of Surgical Oncology, 2011 Dec; 18(13):3593-600.
Update of the melanoma staging system: The importance of sentinel node staging and primary tumor mitotic rate. Balch CM, Gershenwald JE, Soong SJ, Thompson JF. Journal of Surgical Oncology, Sept: 104(4): 379-85, 2011.
Initial PET/CT staging for choroidal melanoma: AJCC correlation and second nonocular primaries in 333 patients. Fretton A, Chin KJ, Raut R, Tena LB, Kivelä T, Finger PT. European Journal of Ophthalmology. 2012 Mar-Apr; 22(2):236-43.
New N Staging System of Penile Cancer Provides a Better Reflection of Prognosis, Yao Zhu, Ding-Wei Ye, Xu-Dong Yao, Shi-Lin Zhang, Bo Dai and Hai-Liang Zhang
TNM: Our Language of Cancer, Frederick L. Greene, MD, FACS
The Staging of Cancer: A Retrospective and Prospective Appraisal, Frederick L. Greene, MD, et. al.
Comparison of Registrar Collaborative Staging and Physician AJCC Staging Using Date Submitted to the National Cancer Data Base, Phillips, JL, Gress, DM, Journal of Registry Management Spring 2008.
The "y" Symbol: an Important Classification Tool for Neoadjuvant Cancer Treatment, Brierley, JD, Greene, FL, Sobin, LH, Wittekind, C. Cancer 2006; 106:2526-7.
On the Use and Abuse of X in the TNM Classification, Frederick L. Greene, MD, FACS Cancer 2005; 103:647-649.
The AJCC the 7th Edition of the AJCC Cancer Staging Manual and the Future of TNM, Stephen B. Edge, MD and Carolyn C. Compton, MD PhD, Annals of Surgical Oncology 2010
2010 TNM Staging System for Cutaneous Melanoma and Beyond, Jeffrey E. Gershenwald, MD, Seng-jaw Soong, PhD, Charles M. Balch, MD, Annals of Surgical Oncology 2010
7th Edition AJCC Cancer Staging Manual Stomach, Mary Kay Washington, MD PhD, Annals of Surgical Oncology 2010
Creating and Providing Predictions of Melanoma Outcome, Kenneth K. Tanabe, MD, Sebastian Jara, BSc, and James Michaelson, PhD. Annals of Surgical Oncology 2010
Improvements in the Staging of Cutaneous Squamous Cell Carcinoma in the 7th Edition of the AJCC Cancer Staging Manual, Thomas Lardaro, BSc, Sofia M. Shea, MD, et al. Annals of Surgical Oncology 2010

Resources for Practice Cases


20

- AJCC You Tube “Staging Moments” – free
- SEER*Educate Website – free
 - More than 500 Cases – 50 cancer sites
- FCDS Webcast Series – free
 - Practice Cases will be included for most webcasts
 - Will reduce some of the content provided
 - Go To Meeting Poll for Interactive Q&A
- NCRA Workbook for the Staging of Cancer - \$75
 - Overview of Basic Principles of AJCC TNM Staging System plus Practice Cases
 - 8 Sites - Head & Neck, Colon, Breast, Ovary, Prostate, Testis, Bladder, Lymphoma
- April Fritz “The Cancer Registry CASEbook(s)” - \$75 each
 - Volume I - Introduction and 5 Sites - Colon, Breast, Lung, Prostate, Bladder
 - Volume II - Challenging Sites - Head & Neck, Female Genital, CNS, Lymphoma



FCDS Abstractor Code Test & Training Course

21



Review of ALL Q&A and References
ALL Collaborative Stage Q&A Removed
New SEER Summary Stage 2000 Q&A Added
New AJCC TNM Stage Added
SSF Q&A will remain

Questions

22

