


A Joint Project of the Sylvester Comprehensive Cancer Center and the Florida Department of Health

The FCDS Monographs

LE Fleming, M Hernandez,
JA MacKinnon, D Lee, P
Pinheiro, B Wohler, G Levin
& FCDS


Outline

- The FCDS Monograph Series
- Objectives
- New Hispanic Monograph
- Future Monographs
- New Ideas?

Objectives of Monographs

- **Data use & dissemination**
 - CDC, FL DOH & “moral mandate”
- **Different data perspectives**
 - “Slice & dice”!
- **More manageable format**
 - Graphic, generate other formats, accessibility
 - Different target audiences
- **Use of data by FCDS**
 - Serve as template for other researchers & groups
- **Quality control & cutting edge research**
 - Ex: HOIA







Background

Hispanics

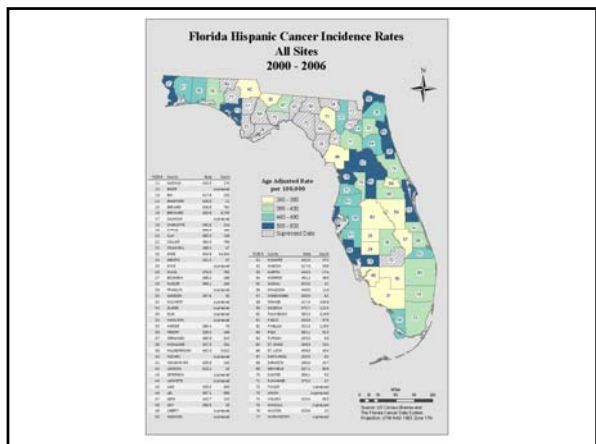
- Largest, youngest, fastest-growing minority
- 2007 US: 45.5 million (15%) Hispanics
- 2006 FL: 3.6 million (21%) Hispanics
- Hispanic cancer & other chronic disease burden growing!

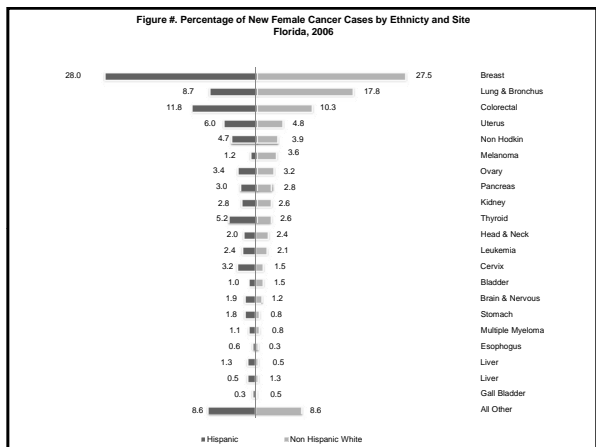
Background

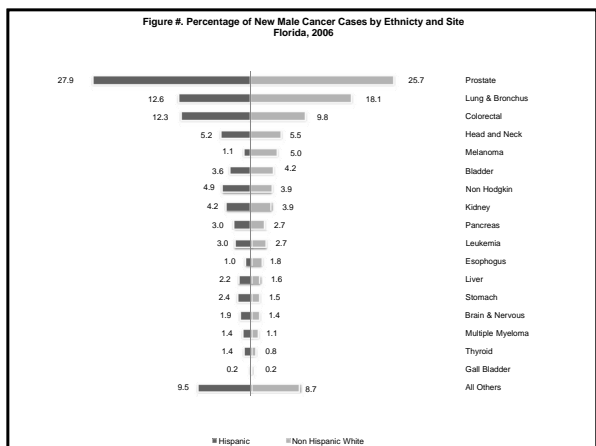
- **“Hispanic Paradox”**???? (Markides 1986)
 - = Better infant mortality, heart disease, **cancer**
 - “Salmon/Healthy Immigrant”
 - Primarily Mexican phenomenon?
 - Decrease with acculturation & socio-economic class
 - Lifestyles & behaviors
- **Hispanic subpopulations**
 - Mexico, Puerto Rico, Cuba, Central & South America (“Nuevo Latinos”)
 - US-born Hispanics

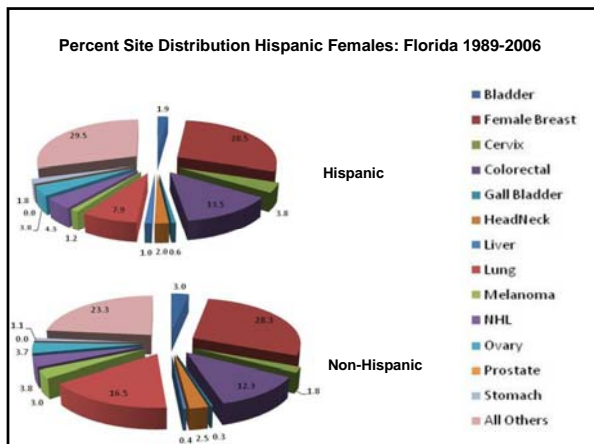
Background

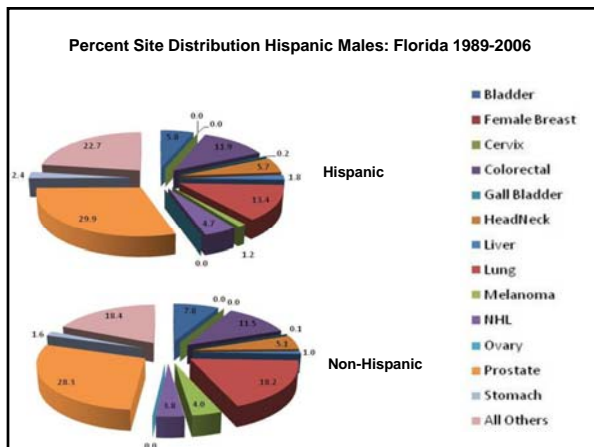
- **“Hispanic Cancers”**
 - Stomach, liver, uterine cervix, penis, gallbladder, acute lymphocytic leukemia, ?melanoma
- **Hispanic Risk Factors**
 - Smoking (14% H vs 22% NHW; 28% Cubans)
 - Obesity (80% Mexican Americans)
- **Hispanic Cancer Screening Behaviors**
 - Lowest insurance rates
 - Low screening rates (FL BRFSS 2008)
 - Mammogram ever (58.7% FL H vs 74.2% NHW)
 - Pap smear (84.3% FL H vs 94.9% NHW)

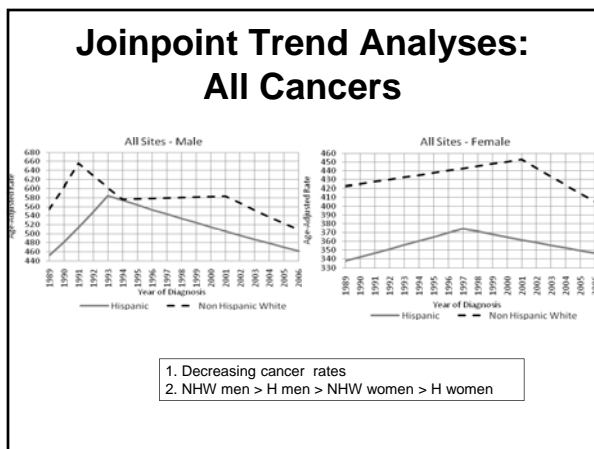


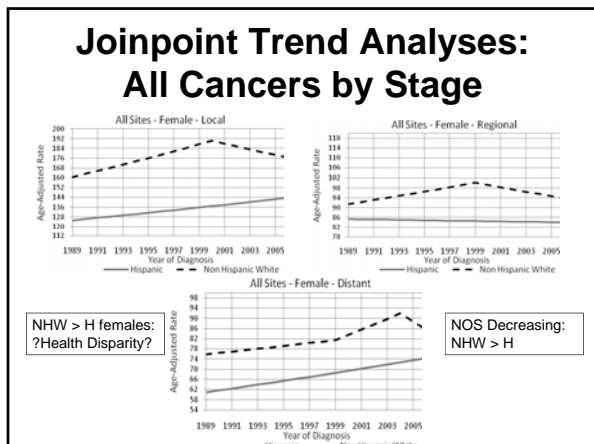












- ### Additional Issues
- Cancer distribution by Hispanic Subpopulations
 - Appling Hispanic Origin Identification Algorithm (HOIA) [Pinheiro 2008]
 - Increase overall Hispanic numbers
 - Mexicans, Puerto Ricans, Cubans, New Latinos (all other Hispanics)
 - Health Disparities
 - Rates: **Puerto Rican & Cubans**
 - Trends
 - Stage differences
 - NOS



Initial Conclusions

- In general, Hispanics lower cancer rates
BUT
- Trends of increasing cancer rates
 - Hispanic Subpopulations: Cuban, Puerto Rican
 - “Hispanic cancers”
- Great Potential for increasing Hispanic Cancer Burden
 - Lack of insurance & screening
 - Increasing risk factors with acculturation

Future Monographs

- Environmental Public Health Tracking Sites
- Health Disparities
- African American
- Male vs Female
- Elderly vs < 50 year olds
- HPV
- Cancer Survivors
- Cancer Atlas (maps)
- Tobacco-related
- “Orphaned Sites”
- Multiple primaries
- Late state vs Early stage

New Monograph Ideas?

New Monograph Ideas?

Thank you

- NPCR, Florida Dept of Health
- **Florida Cancer Registrars!!!**
